


Linear Floor Slides - Heavy Duty

AL-49100 Series

Our AL-49100 heavy duty series floor slides offer accurate linear motion for positioning of devices under test during antenna design and development. This series can support vertical loads up to 150,000 lbs (68,000 kg). Their rugged construction ensures maximum reliability and trouble-free operation.

Typically, the primary components include a welded steel structure, a bearing-based carriage, precise linear bearings, bumpers, a metal indicator scale, and mounting supports.



Applications

- Linear Motion of Antenna Positioner Assemblies & Pylons
- General Purpose Linear Systems

Product Highlights

- Manual & Motorized Models
- Vertical Loads Up to 150,000 lbs (68,000 kg)
- Precision Linear Bearings
- Rigid, Durable, Mechanical Construction
- Low Deflection
- Manual: Includes Hand-brake
- Motorized: Includes DC Motor, Gear Reduction, Absolute/Encoder Assembly & Limit Switch Assembly
- Custom Lengths Available

Supplied accessories

Digital Documentation Set

User Manual (Installation, Setup, Operation)







Options

- EN001 - Standard Accuracy, Rotary Incremental
- EN004 - Standard Accuracy (EnDat® format), Rotary Absolute

■ Standard □ Optional



Specifications - AL-49100 Series Heavy Duty Linear Floor Slides

PARAMETER	UNITS	POSITIONER MODEL					
							
		AL-49120-X Motorized	AL-49130-X Motorized	AL-49140-X Motorized	AL-49150-X Motorized	AL-49160-X Motorized	AL-49170-1 Motorized split beams

OPERATIONAL

Travel ⁽¹⁾	ft	5 to 50	3.2 to 8.2	5 to 100	5 to 100	5 to 100	Up to 150
	m	1.5 to 15	1 to 2.5	1.5 to 30	1.5 to 30	1.5 to 30	Up to 45
Vertical Load	lbs	4,400	11,000	11,000	25,000	110,000	150,000
	kg	2,000	5,000	5,000	11,300	50,000	68,000
Fore-Aft Bending Moment	ft-lbs	14,685	6,614	29,500	49,000	100,000	148,000
	kg-m	2,030	3,000	4,100	6,800	13,830	20,000
Side Bending Moment	ft-lbs	14,685	6,614	29,500	49,000	100,000	148,000
	kg-m	2,030	3,000	4,100	6,800	13,830	20,000
Motor Drive Power	hp	1/8	1/8	1/3	1/3	1/3	1.6
Nominal Speed	in/sec	4.9	1.9	2	2	2	2
	mm/sec	125, 250	50	50, 100, 250, 350	50, 100, 250	50, 100	50, 100
Standard Angle Transducer Format		Encoder	Encoder	Encoder	Encoder	Encoder	Encoder
Data Take-Off Accuracy (RMS)	in	0.01	0.01	0.01	0.01	0.015	0.04
	mm	0.3	0.3	0.3	0.3	0.4	1
Repeatability	in	0.002	0.002	0.002	0.004	0.004	0.005
	mm	0.05	0.05	0.05	0.1	0.1	0.15

PHYSICAL

Weight (approx.)	lbs	136/ft	188/ft	213/ft	260/ft	476/ft	604/ft
	kg	205/m	280/m	320/m	400/m	710/m	900/m
Width	in	30.7	47.2	47.2	59.1	59.1	169.3
	mm	780	1,200	1,200	1,500	1,500	4,300
Height	in	11.5	12.5	17.0	18.8	26.5	47.2
	mm	292	317	434	479	674	1,200

OPTIONS

EN001	Incremental Encoder Accuracy (RMS)	in	0.02	0.02	0.02	0.02	0.02	–
		mm	0.5	0.5	0.5	0.5	0.5	–
EN004	Absolute Encoder Accuracy (RMS)	in	0.02	0.02	0.02	0.02	0.02	–
		mm	0.5	0.5	0.5	0.5	0.5	–

⁽¹⁾ For other linear travel ranges, please consult your MVG-Orbit/FR Sales or technical contact.



Contact your local sales representative for more information
salesteam@mvg-world.com
www.mvg-world.com/positioners