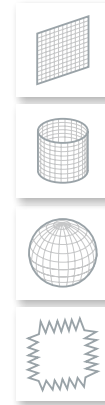
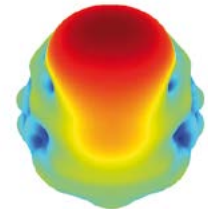


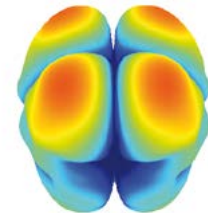
# Open Boundary Quad-Ridge Horns



Typical 3D co-polarization radiation pattern



Typical 3D cross-polarization radiation pattern



## SOLUTION FOR

- Low frequency PNF/CNF measurements
- Wideband antenna measurements in SNF and CATR systems
- Reflector feeds for high gain applications

## Main features

### Technical performance

- Dual linear polarization with high polarization purity and isolation
- Low return loss / VSWR
- Wide bandwidth

### Design

- Unique design preventing the excitation of unwanted higher order modes in the aperture
- Well-defined smooth radiation pattern throughout the operational bandwidth
- Lightweight for easy handling

### Surface treatment

- Surtec 650 according to MIL-C 5541E class 3
- Polyurethane paint

### Repeatability

- Stiff and robust mechanical design
- Standard MVG circular interface for precision centering
- Precision pins for accurate polarization alignment
- Precision machined
- High reliability coaxial connector

### Delivered documents

- Typical performance data (TYMEDA™)
- Measured return loss data and port-to-port coupling

## Product configuration

### Equipment

- Mounting flange
- Integrated coaxial transition with high precision connector
- Circular polarization available with external hybrid coupler
- Protective radome for outdoor installation

### Related services

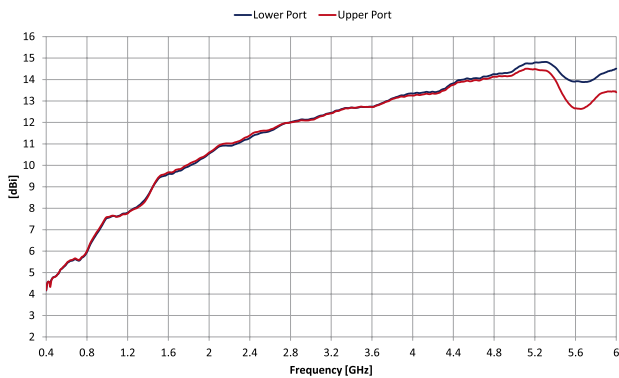
- Calibration and maintenance
- Customization

## Electrical characteristics

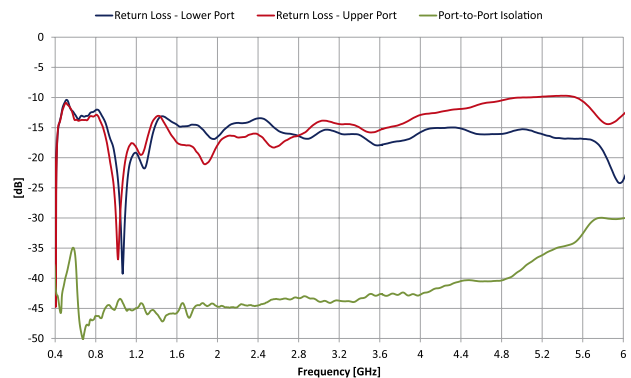
Part number	QH100	QH400	QH800	QH1400	QH2000	QH4000	QH18000
Type of antenna	Open boundary quad-ridge horn	Open boundary quad-ridge horn	Open boundary quad-ridge horn	Open boundary quad-ridge horn	Open boundary quad-ridge horn	Open boundary quad-ridge horn	Open boundary quad-ridge horn
Frequency range	0.1 – 1.5 GHz	0.4 – 6 GHz	0.8 – 12 GHz	1.4 – 22 GHz	2 – 32 GHz	4 – 40 GHz	18 – 50 GHz
Gain	4.5 – 15.8 dBi	4 – 15 dBi	5 – 15 dBi	2 – 15 dBi	3 – 16 dBi	5 – 16 dBi	6 – 12.5 dBi
VSWR	< 1.9	< 1.9	< 1.9	< 3.5 [1.4 – 3 GHz] < 1.9 [3 – 22 GHz]	< 2.5 [2 – 4 GHz] < 1.9 [4 – 32 GHz]	< 3.5 [4 – 5 GHz] < 1.9 [5 – 37 GHz] < 3.5 [37 – 40 GHz]	< 2.6
Return loss	< -10 dB	< -10 dB	< -10 dB	< -5 dB [1.4 – 3 GHz] < -10 dB [3 – 22 GHz]	< -7 dB [2 – 4 GHz] < -10 dB [4 – 32 GHz]	< -5 dB [4 – 5 GHz] < -10 dB [5 – 37 GHz] < -5 dB [37 – 40 GHz]	< -7 dB
Polarization	Dual linear	Dual linear	Dual linear	Dual linear	Dual linear	Dual linear	Dual linear
Cross-polar discrimination	> 30 dB	> 30 dB	> 30 dB [0.8 - 10.8 GHz] > 25 dB [10.8 – 12.0 GHz]	> 25 [1.4 – 2 GHz] > 30 dB [2 – 22 GHz]	> 30 dB	> 30 dB	> 30 dB
Port-to-port isolation	> 30 dB	> 30 dB	> 30 dB [0.8 – 10.8 GHz] > 25 dB [10.8 – 12.0 GHz]	> 30 dB	> 30 dB	> 30 dB	> 30 dB
Impedance	50 Ohms	50 Ohms	50 Ohms	50 Ohms	50 Ohms	50 Ohms	50 Ohms

### QH400 electrical performance

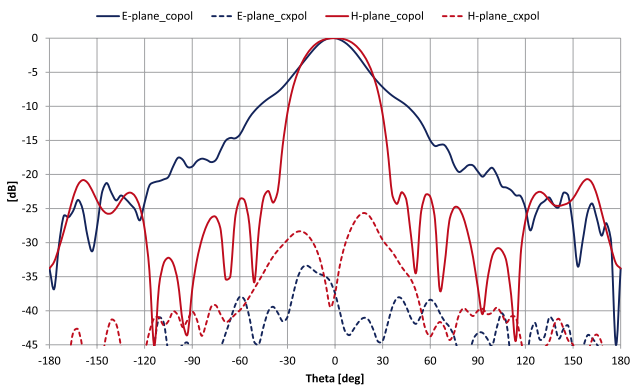
Boresight gain



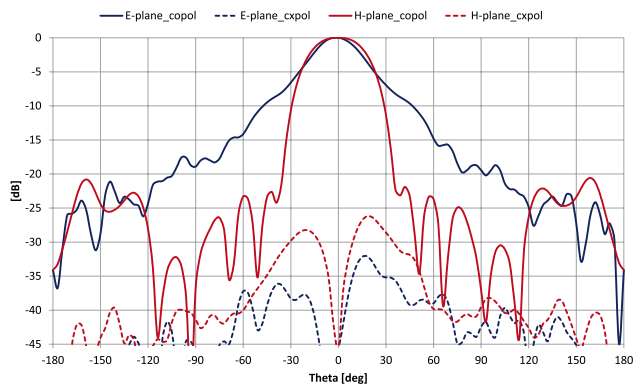
Return loss and port-to-port isolation



Radiation pattern - upper port - 3 GHz

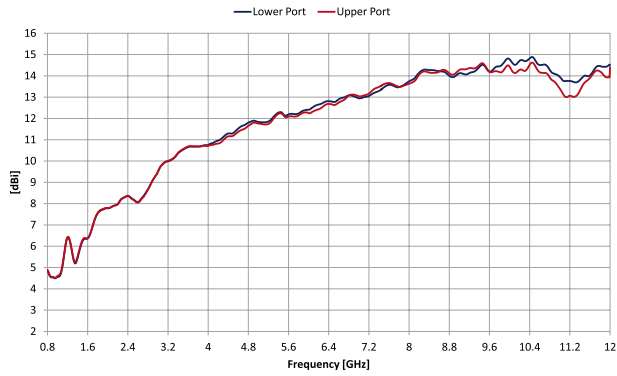


Radiation pattern - lower port - 3 GHz

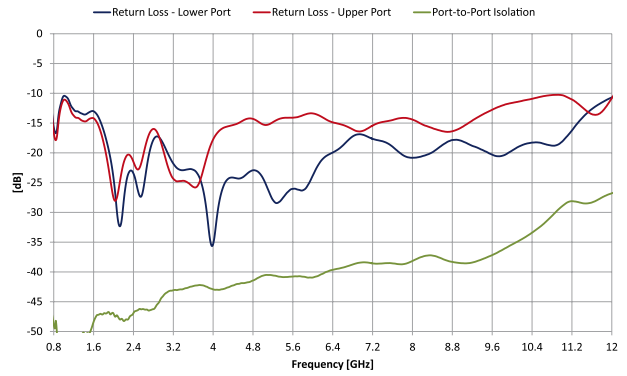


## QH800 electrical performance

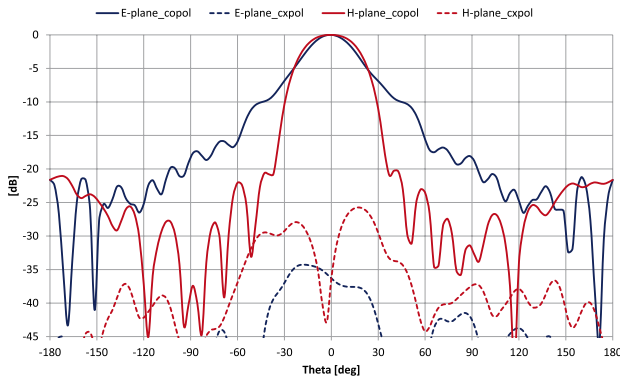
### Boresight gain



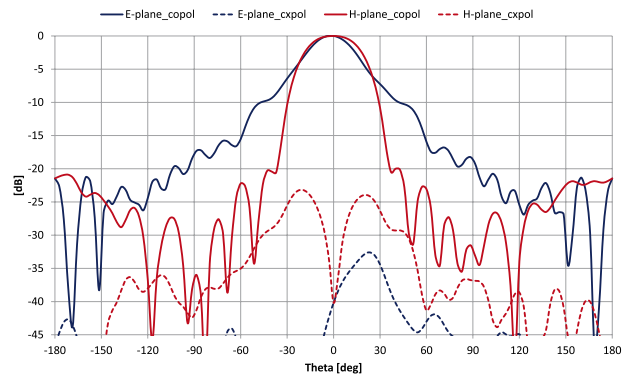
### Return loss and port-to-port isolation



### Radiation pattern - upper port - 3 GHz

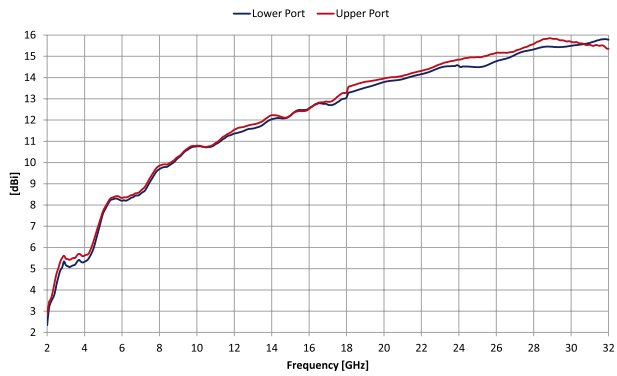


### Radiation pattern - lower port - 3 GHz

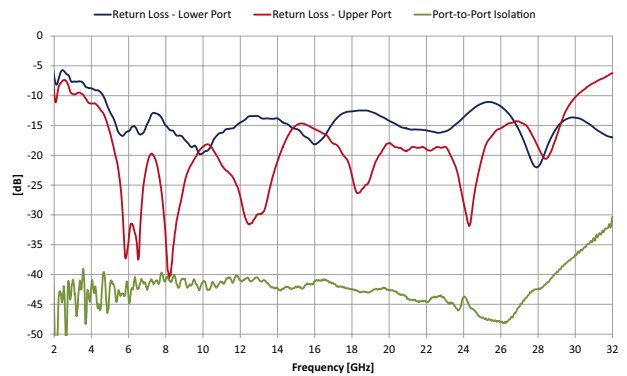


## QH2000 electrical performance

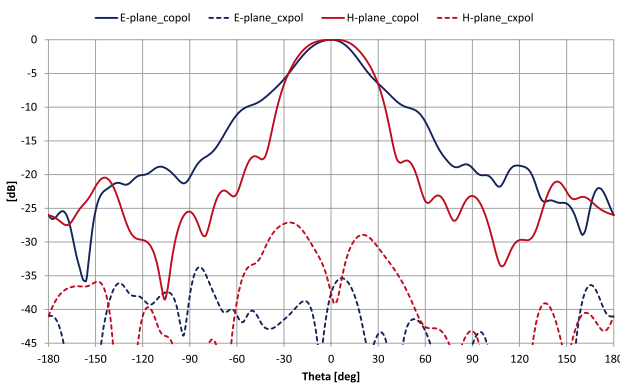
### Boresight gain



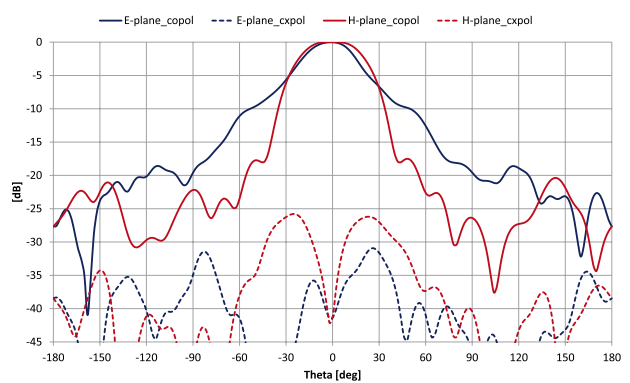
### Return Loss and port-to-port isolation



### Radiation pattern - upper port - 3 GHz



### Radiation pattern - lower port - 3 GHz

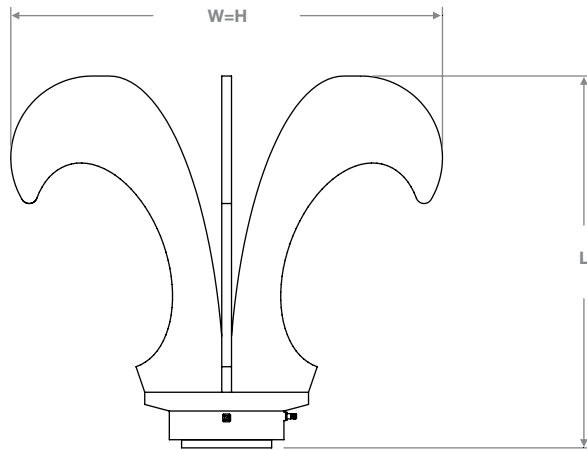


## Mechanical characteristics

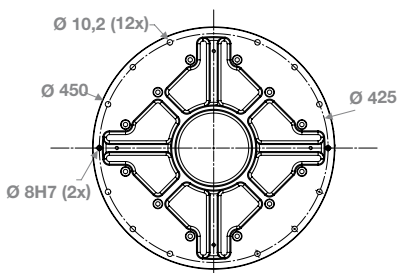
Part number	QH100	QH400	QH800	QH1400	QH2000	QH4000	QH18000
<b>Dimensions [mm] (H x W x L)</b>	1950 x 1950 x 1680	527 x 527 x 462	264 x 264 x 245	151 x 151 x 168	105 x 105 x 110	90 x 90 x 110	60 x 60 x 72
<b>Weight (approx.)</b>	60 Kg	5 Kg	1.2 Kg	0.62 Kg	0.24 Kg	0.24 Kg	0.12 Kg
<b>RF connector</b>	N Female <sup>(4)</sup>	3.5 mm Female <sup>(1)</sup>	3.5 mm Female <sup>(1)</sup>	3.5 mm Female <sup>(1)</sup>	3.5 mm Female <sup>(1)</sup>	2.92 mm Female <sup>(2)</sup>	2.4 mm Female <sup>(5)</sup>
<b>Material</b>	Aluminum	Aluminum	Aluminum	Aluminum	Aluminum	Aluminum	Aluminum
<b>Treatment</b>	Surtec 650 <sup>(3)</sup>	Surtec 650 <sup>(3)</sup>	Surtec 650 <sup>(3)</sup>	Surtec 650 <sup>(3)</sup>	Surtec 650 <sup>(3)</sup>	Surtec 650 <sup>(3)</sup>	Surtec 650 <sup>(3)</sup>
<b>Interface</b>	Circular Ø 450 mm	Circular Ø 110 mm	Circular Ø 110 mm	Circular Ø 60 mm	Circular Ø 60 mm	Circular Ø 60 mm	Circular Ø 60 mm

- (1) Huber & Suhner type 23 PC35-50-0-51/199 UE  
 (2) Southwest Microwave type 1012-16SF  
 (3) Equivalent to MIL-C 5541E class 3  
 (4) Southwest Microwave type 312-04SF  
 (5) Southwest Microwave type 1430-00SF

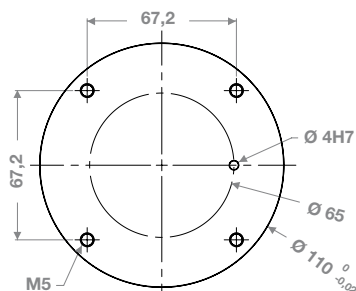
Dimensional drawing



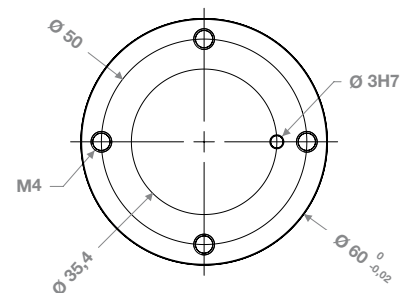
QH100 interface



QH400, QH800 interface



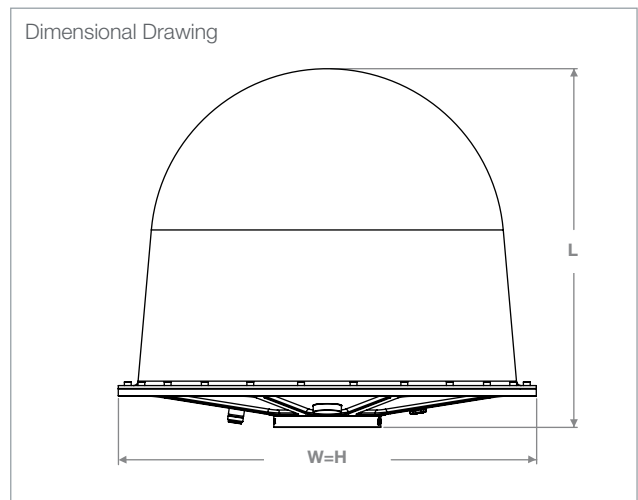
QH1400, QH2000, QH4000, QH18000 interface



## Solutions For Outdoor Installation



The MVG protective radomes are designed to fit Open Boundary Quad-Ridge Horns, allowing outdoor installation with minimum impact on electrical performance. The materials and coating employed provide hydrophobic properties and good UV stability, low relative permittivity and low dielectric loss, therefore offering an effective protection in outdoor conditions and good RF transparency. The radome enclosures are also equipped with pressure equalizing vents to reduce condensation caused by rapid changes in temperature, while preventing water and dust ingress.



### Mechanical characteristics

Part number	R430	R175
Featured quad-ridge horn	QH800	QH2000
Dimensions (H x W x L)	430 x 430 x 369 mm	199 x 199 x 190 mm
Weight (approx.)	4 Kg	0.9 Kg
Materials	Aluminum, PVC, GFRP	Aluminum, Dyneema™
Color	White	White
Connector	N-type Female – sealed <sup>(1)</sup>	2.92 mm Female <sup>(2)</sup>
Interface	Circular Ø 110 mm	Circular Ø 60 mm
Ingress protection	IP67	IP67
Wind rating <sup>(3)</sup>	160 km/h	160 km/h

(1) Inmet/Aeroflex 5217

(2) H&S 34-SK-50-0-54-199\_NE

(3) Based on FE (Finite Element) analysis in accordance to UNI EN 1991-1-4 EUROCODE 1



Contact your local sales representative for more information  
[www.mvg-world.com/antennas](http://www.mvg-world.com/antennas)  
[salesteam@mvg-world.com](mailto:salesteam@mvg-world.com)